




## Custom Aluminium Outdoor Pagoda Tent Aluminum Frame Marquee Tent For Wedding Party

### Our Product Introduction

for more products please visit us on [marquees-tent.com](http://marquees-tent.com)

#### Basic Information

- Place of Origin: Guangdong
- Brand Name: Tendars
- Certification: ISO9001, SGS, Coc, CE
- Model Number: Small tent
- Minimum Order Quantity: 25 square meters
- Price: Reconsideration
- Packaging Details: 1, The aluminium frame structure packed into the bubble film 2, the pvc fabric roof cover and sidewalls are packed into the PVC fabric carry bag; 3, Hardware packed into the box.
- Delivery Time: 18days or To be negotiated
- Payment Terms: L/C, T/T, Western Union, MoneyGram
- Supply Ability: 50000 Square Meters per Month






#### Product Specification

- Product Name: Aluminium Outdoor Pagoda Tent
- Width: 3x3m, 4x4m, 5x5m, 6x6m, 8x8m, 10x10m
- Roof/Sidewall Cover: 850g/sqm PVC Coated Polyester Fabric
- Type: Celebration Pagoda Tent
- Max Allow Wind Resistant: 100km/hour
- Features: UV Resistance, Waterproof
- Color Choosing: White, Clear, Red, Black, etc
- Application: Party Wedding Exhibition Events
- Highlight: Custom Aluminium Outdoor Pagoda Tent, Aluminum Frame Outdoor Pagoda Tent



#### More Images





## Product Description

### Custom Aluminium Outdoor Pagoda Tent Marquee, Aluminum Frame Tent For Wedding Party And Exhibition

#### Product Description:

Specification	Span width (m)	Bay distance (m)	side height (m)	Ridge height (m)	Main frame profile (mm)
SLP-3	3	3	2.5/3	3	48*84*3
SLP-6	6	3	2.5/3	3.5	48*84*3
SLP-8	8	3	2.5/3	3.9	48*84*3
SLP-10	10	3	2.5/3	4.3	48*84*3
SLP-12	12	3/5	2.5/3	5.2	68*122*3
SLP-15	15	5	3/4	6.43	108*150*3
SLP-18	18	5	4/5	6.9	112*203*4.5
SLP-20	20	5	4/5	7.2	112*203*4.5
SLP-25	25	5	4/5	8	112*203*4.5
SLP-30	30	5	4/5	8.8	113*259*5.5
SLP-40	40	5	4/5	10.5	120*300*6.0
SLP-50	50	5	4/5	12	120*350*5.0

## Applications

WEDDING SCENE



EVENTS SCENE



PARTY SCENE



EXHIBITION SCENE



WAREHOUSE SCENE



SPORTS SCENE



How to set up and use an aluminum outdoor pagoda tent:

**Site Selection:** Choose a suitable location for the tent, considering factors such as level ground, accessibility, and proximity to utilities like water and electricity.

**Preparation:** Clear the site of any debris or obstacles that may interfere with the tent setup. Measure the dimensions of the tent footprint and mark the corners using stakes or markers.

**Assembly:** Follow the manufacturer's instructions or assembly manual to assemble the aluminum frame of the pagoda tent. Typically, the frame consists of aluminum poles or sections that are connected together using joints or connectors. Start by erecting the central mast and then attach the perimeter poles to form the framework of the tent.

**Canopy Installation:** Once the frame is assembled, install the canopy over the framework. The canopy is usually made of PVC-coated polyester fabric and is designed to fit snugly over the frame. Secure the canopy to the frame using hook and loop fasteners, straps, or clips, ensuring that it is evenly tensioned and free of wrinkles or creases.

**Sidewall Attachment:** If the pagoda tent comes with sidewalls, install them around the perimeter of the tent to enclose the space. Sidewalls provide additional protection from wind, rain, and sun exposure and can be attached using hook and loop fasteners, zippers, or other attachment methods.

**Anchoring:** Secure the tent to the ground using stakes, anchors, or weights to prevent it from being displaced by wind or other external forces. Anchor points are typically located at the base of each pole or corner of the tent and should be firmly secured to the ground using suitable anchoring methods.

**Interior Setup:** Once the tent is fully assembled and anchored, you can proceed to set up the interior space according to your specific needs and preferences. This may involve arranging furniture, decorations, lighting, and other equipment to create a comfortable and functional environment for your event or activity.

**Maintenance:** Regularly inspect the tent for signs of wear and tear, damage, or structural integrity issues. Clean the canopy and sidewalls as needed using mild soap and water, and store the tent in a dry, well-ventilated area when not in use to prevent mold, mildew, or deterioration.

#### **FAQ:**

**Q1:Are you a factory or trading company?**

A:We are a professional tent factory.So we can offer you a competitive price and a fast delivery time,can also control the quality well and supply constantly to insure the quantity.

**Q2: What is the life span of your tents?**

A:Life span of the aluminium is 15-20 years,PVC fabric is 5-6 years.Good discount will be given you to get a new fabric from us after 5-6 years.

**Q3:How to assemble your tents?**

A: We will provide the manual and video for you to study.If you need,we can send a technician to help you in your country.

**Q4:How to choose the size of tent?**

A: The size depends on how many people you want to stand,sit or have dinner in this tent.And the size also depends on the land space you will put up this tent.Normally,we advise 1-1.5sq.m/person.

**Q5:What is the warranty and safety of your tents?**

A: Our tent is made by European standards and we own the CE/SGS quality management system certificate.Besides,we can design your tents with the emergency door and exit & panic lights to make sure the safety when have an emergency situation.

**Q6:What accessories does your tent have?**

A: Lining curtains (you can choose different colors), PVC Clear Windows (FREE), Expansion Screw (FREE), steel nails, weight plate, Flooring system (wooden floor), glass wall/door system (single door or double wing door), air conditioning System, rain gutter (provided according to your needs), carpet (different colors can be selected), decorative lighting, table (round table or rectangular table for 8-10 people), Chairs, Sidewall Option.



**Guangzhou Tendars Tent Co., Limited**



0086 13640286461



amanda@marquees-tent.com



marquees-tent.com

No.319, 2nd building , 8th zone , Aoyuan city plaza , Zhongcun Street, Guangzhou, Guangdong, China