




High Quality Aluminum Super Portable Fast Install Infinite Mirror Led Dance Floor Stage Truss

Our Product Introduction

for more products please visit us on marquees-tent.com

Basic Information

- Place of Origin: Guangdong
- Brand Name: Tendars
- Certification: ISO9001, SGS, Coc, CE
- Model Number: Truss Frame
- Minimum Order Quantity: 25 square meters
- Price: Reconsideration
- Packaging Details: 1, The aluminium frame structure packed into the bubble film 2, the pvc fabric roof cover and sidewalls are packed into the PVC fabric carry bag; 3, Hardware packed into the box.
- Delivery Time: 18days or To be negotiated
- Payment Terms: L/C, T/T, Western Union, MoneyGram
- Supply Ability: 50000 Square Meters per Month






Product Specification

- Product Name: Stage Truss
- Place Of Origin: Guangdong, China
- Panel Size: 500x500x70mm
- Operation Mode: Slave/dmx512/sound Active/wireless Dmx
- Frame Material: ABS
- Surface Material: 10mm Tempered Glass
- Application: Club Disco Dj Bar Stage Lighting
- Customized Design: Yes



More Images





Our Product Introduction

for more products please visit us on marquees-tent.com

Product Description

High Quality Aluminum Super Portable Fast Install Infinite Mirror Led Dance Floor Stage Truss

Product Description:

1. **Size:** 0.3m x 0.3m, 0.5m x 0.5m, 1m x 1m and custom
2. **Shape:** square, round and custom
3. **LED Row:** square, double square, spark
4. **Control:** sd control, remote, dmx512, computer, madrix, artnet, interactive
5. **Function:** dance floor use for wedding, party, club, concert, hotel decoration.

Panel Size	500 x 500 x 70mm
Carton Size	560x560x150mm
Flight Case Size	730x600x700mm
Waterproof	IP67
Loading Capacity	500kg/m²
Surface Board	Tempered glass
Net Weight	9KG
Working Life	≥100000
Quality Warranty	2 years
LED Effect	display letters, image, cartoon, music control

Product Description:

10m x 10m (33ft x 33ft) Dance Floor Project Use for Wedding

- 400pc Full Color LED Spark Dance Floor
- 0.5m x 0.5m each panel
- suitable for 250 people dance

5m x 5m (16ft x 16ft) Party Project

- 10pc mix color LED spark dance floor
- suitable for 65 people dance

8m x 8m (26ft x 26ft) Club Project

- 256pc LED golden spark dance floor
- suitable for 165 people dance

Dance Floor Project

- round size LED spark mirror dance floor
- custom shape and size

FAQ :

What is stage truss?

Stage truss is a structural framework typically made of aluminum alloy that is used to support lighting, audio, video, and other equipment in the entertainment and event production industries. It provides a stable and secure mounting system for various fixtures and facilitates the creation of elaborate stage setups.

What are the main components of stage truss?

Stage truss systems consist of several key components, including truss segments (such as ladder, triangular, square, or circular truss), connectors (such as bolts, pins, or spigots), base plates, corner blocks, and accessories (such as clamps, brackets, and couplers). These components work together to form a modular framework that can be configured to suit specific stage designs and requirements.

What are the advantages of using stage truss?

Stage truss offers several advantages, including lightweight construction for easy handling and transport, high strength-to-weight ratio for load-bearing capacity, versatility in setup configurations, compatibility with various accessories, and a sleek and professional appearance. It allows for the efficient and safe mounting of lighting, audio, and video equipment, as well as stage platforms and scenic elements.

What types of events or applications are stage trusses used for?

Stage trusses are used for a wide range of events and applications, including concerts, festivals, theater productions, corporate events, trade shows, exhibitions, and architectural installations. They provide structural support for lighting fixtures, audio speakers, video screens, banners, signage, and other equipment used in stage and event production.

How do you assemble stage truss?

Stage truss is typically assembled by connecting truss segments using bolts, pins, or spigots to create the desired configuration. The assembly process may vary depending on the type and design of the truss system, but it generally involves aligning the truss segments, inserting connectors, and securing them in place using appropriate hardware. Most truss systems feature a modular design that allows for easy assembly and customization without the need for specialized tools or expertise.

Are there different types or shapes of stage truss?

Yes, stage trusses come in various types and shapes to accommodate different applications and aesthetic preferences. Common types of truss shapes include ladder truss, triangular truss, square truss, and circular truss. Each type offers unique structural properties and visual characteristics, allowing for versatility in design and configuration.

What factors should I consider when choosing stage truss?

When choosing stage truss, consider factors such as load capacity, span length, configuration flexibility, compatibility with accessories, ease of assembly, transportation requirements, and budget constraints. Additionally, assess the quality and reputation of the manufacturer or supplier to ensure you are getting a reliable and durable product.





Guangzhou Tendars Tent Co., Limited



0086 13640286461



amanda@marquees-tent.com



marquees-tent.com

No.319, 2nd building , 8th zone , Aoyuan city plaza , Zhongcun Street, Guangzhou, Guangdong, China