




15x15m Sports Hall Tent Heavy Duty Aluminum Clear Span UV-Resistant Fabric for Sports Training

Our Product Introduction

Basic Information

- Place of Origin: Guangdong
- Brand Name: Tendars
- Certification: ISO9001, SGS Coc, CE
- Model Number: Big tent
- Minimum Order Quantity: 25 square meters
- Price: Reconsideration
- Packaging Details: 1, The aluminium frame structure packed into the bubble film 2, the pvc fabric roof cover and sidewalls are packed into the PVC fabric carry bag; 3, Hardware packed into the box.
- Delivery Time: 18days or To be negotiated
- Payment Terms: L/C, T/T, Western Union, MoneyGram
- Supply Ability: 50000 Square Meters per Month





Product Specification

- Product Name: Waterproof Sports Tent
- Frame: Aluminum Frame
- Fabric Material: 650g/850g/ Double PVC-Coated Polyester
- Slide Wall Select: PVC Walls, ABS Walls, Glass Walls
- Season: Four-season Tent
- Length: 3m-50m (you Can Customized)
- Outside Tent Waterproof Index: >3000 Mm
- Ground Situation: Grassland, earth Land, asphalt Ground, cement Ground
- Highlight: **15x15m sports hall tent, heavy duty aluminum sports tent, UV-resistant fabric sports training tent**



More Images



for more products please visit us on marquees-tent.com

Product Description

Aluminum Alloy Waterproof Sports Tent Large Open Wind Resistance Snow Bearing Heated Sports Tent

Description :

Span Width	Bay Distance	Eave Height	Ridge Height	Main Profile
6m / 19.68'	3m / 9.84'	2.6m / 8.5'	3.8m / 12.47'	84 * 48 * 3mm
8m / 26.24'	3m / 9.84'	2.6m / 8.5'	4.2m / 12.8'	84 * 48 * 3mm
10m/32.8'	5m/16.4'	4m/13.12'	5.6m/18.37'	122*68*3mm
15m/49.2'	5m/16.4'	4m/13.12'	6.4m/20.99'	166 * 88 * 3mm
20m/65.6'	5m/16.4'	4m/13.12'	7.17m/23.5'	203 * 110 * 4mm
25m/82.0'	5m/16.4'	4m/13.12'	7.96m/26.12'	203 * 110 * 4mm
30m/98.4'	5m/16.4'	4m/13.12'	8.74m/28.74'	254 * 120 * 5mm
40m/131.2'	5m/16.4'	4m/13.12'	10.42m/34.18'	300*120*6mm
40m/131.2'	5m/16.4'	6m/19.68'	12.42m/40.74'	300*120*6mm
50m/164.0'	5m/16.4'	4m/13.12'	12.2m/40.0'	350*120*6mm
50m/164.0'	5m/16.4'	6m/19.68'	14.2m/46.58	350*120*6mm

- 1) Modular design, easy to be extended or decreased
- 2) Durable, easy to be assembled and dismantled
- 3) No pole inside, 100% space available
- 4) Max-allowed wind speed: 100km/h
- 5) Sizes can be customized

How to choose the suitable size for a sports tent?

Number of People:

Consider how many people will be using the tent. If it's just for yourself, a smaller tent may suffice. If you're camping with a group, you'll need a larger tent to accommodate everyone comfortably.

Activity and Gear:

Think about the specific activities you'll be doing inside the tent and the gear you'll need to store. If it's just a sleeping space, you may need less room than if you also plan to store bikes, kayaks, or other equipment inside.

Tent Types:

Different tent types are suitable for different purposes. For example, a backpacking tent is designed to be lightweight and portable, while a family camping tent may offer more space but be heavier. Consider the type of tent that aligns with your needs.

Peak Height:

Check the peak height of the tent. Tents with higher peaks offer more headroom but may also catch more wind. If you plan to spend a lot of time inside the tent, a higher peak can make it more comfortable.

Floor Space:

Look at the tent's floor space dimensions. Consider not only the sleeping area but also vestibules or awnings that can provide additional covered space. This can be useful for storing gear or cooking in inclement weather.

Seasonal Considerations:

Think about the seasons and weather conditions in which you'll be using the tent. Some tents are designed for specific seasons or weather conditions. For example, a three-season tent is suitable for spring, summer, and fall, while a four-season tent is designed for winter conditions.

Ease of Setup:

Consider how easy the tent is to set up. If you're camping alone or in a hurry, a tent with a simple and quick setup process can be beneficial.

Personal Comfort:

Take into account your personal comfort preferences. If you prefer more space or want room to stand up inside the tent, look for a larger model with a higher peak height.

Budget:

Your budget may also play a role in your decision. Larger or more feature-rich tents often come with a higher price tag.

Read Reviews:

Before making a final decision, read reviews from other users. This can provide insights into the tent's performance, durability, and any issues you might encounter.

Adding an air conditioner to a regular tent can pose several challenges:

Ventilation Issues: Tents are designed with ventilation in mind to allow air circulation. Adding an air conditioner could hinder this natural ventilation, leading to a buildup of moisture and reduced airflow.

Power Requirements: Air conditioners typically require a stable power source. Camping environments may not always provide access to

electricity, and carrying a generator for this purpose may be impractical.

Size and Weight: Portable air conditioners can be bulky and heavy, making them less suitable for the compact and lightweight nature of most camping or sports tents.

Condensation: The use of air conditioners in a tent can lead to condensation issues. Cold air from the conditioner may come into contact with the warmer air inside the tent, leading to moisture buildup.

Instead of using an air conditioner, consider alternative methods to stay cool inside a tent:

Choose a Well-Ventilated Tent: Look for tents with good ventilation features, such as mesh windows and vents, to allow natural airflow.

Use Fans: Battery-operated fans or portable camping fans can help circulate air inside the tent and provide a cooling effect.

Select a Shaded Location: Set up your tent in a shaded area to avoid direct sunlight, which can significantly impact the internal temperature.

Cooling Strategies: Use cooling strategies like wetting a bandana and placing it on your forehead, using a damp cloth, or taking advantage of natural breezes.

Consider Tent Design: Dome-shaped tents tend to be cooler than tents with minimal headspace, as they allow hot air to rise.

FAQ :

1.Q: Is that factory price?

Yes. We assure you all prices are based on factory.

2.Q: What documents are available?

A full range documents including structural drawings, packing list, installation manual and relative certificates can be provided. Moreover, customs declaration is provided. We provide one-stop service for you.

3. Q: Can you print our logos on tent?

A: Yes. Customized logos can be print on the tent fabric according to your requirements

4.Q: Is your tent strong and stable enough? How about the wind loading

A: our tent structure is safe and strong and can resist wind up to 100 km/hr.



Guangzhou Tendars Tent Co., Limited

☎ 0086 13640286461

✉ amanda@marquees-tent.com

🌐 marquees-tent.com

No.319, 2nd building , 8th zone , Aoyuan city plaza , Zhongcun Street, Guangzhou, Guangdong, China